


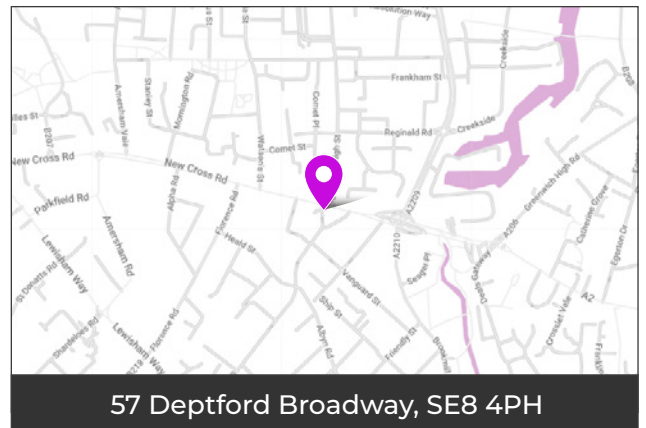
# DEPTFORD



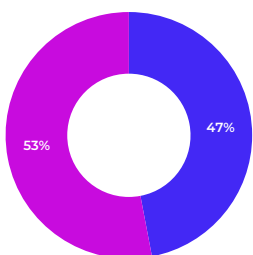
Source: Route

Set in close proximity to the Canada Water Masterplan, Deptford Broadway is a busy commuter route through South East London that sits a stones throw from the Isle of Dogs.

This location offers a culturally diverse audience and attracts young families, affluent city professionals and students alike due to it being close to the City of London and Canary Wharf.

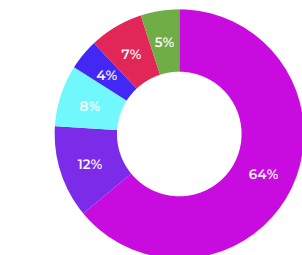


## DEMOGRAPHIC



Female Male

## ETHNICITY



White Asian Black Arab Mixed Other

Source: Census 2021

## LEISURE

- Greenwich Park
- Greenwich Market
- Cutty Sark
- The O2

## TRANSPORT

- Deptford (National Rail)
- Deptford Bridge (Overground & DLR)