

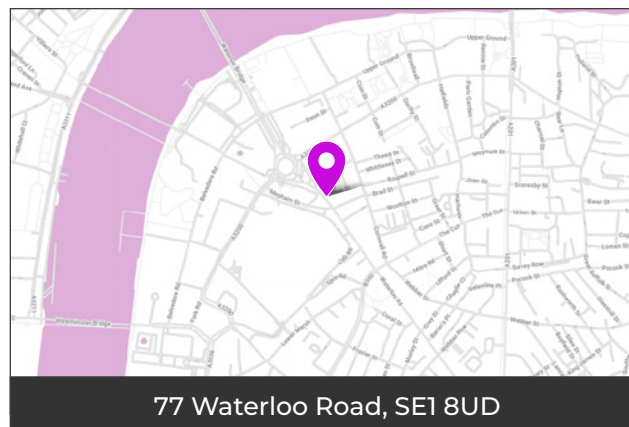
WATERLOO



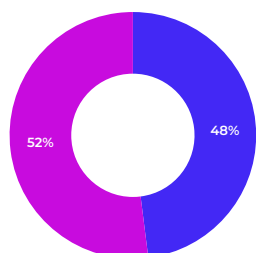
Source: Estimate

Situated on Waterloo Road, a stones throw from one of London's busiest train stations and a gateway to London's famous inner-city venues, bars, galleries and working districts, Waterloo Road offers a highly diverse audience, including working professions, students and tourists.

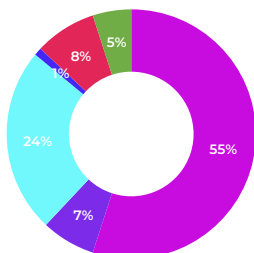
Waterloo is a historical location in the heart of London's iconic landscape, minutes away from world-renowned locations such as The London Eye, The Tate Modern and London Bridge. The area is also bustling with pubs, cafés and restaurants, making it a vibrant and sought-after location.



DEMOGRAPHIC



ETHNICITY



White Asian Black Arab Mixed Other

Source: Census 2021

LEISURE

London Aquarium
Royal Festival Hall
London Eye

TRANSPORT

Waterloo
Northern Line
Jubilee Line
Bakerloo Line
(Underground)
Waterloo
(National Rail)