

# CLAPHAM



Entrance  
**31%**  
18-34



Exit  
**35%**  
18-34

Entrance  
**52%**  
AB Profile



Exit  
**56%**  
AB Profile

Entrance  
**83,690**  
Fortnightly  
Impacts

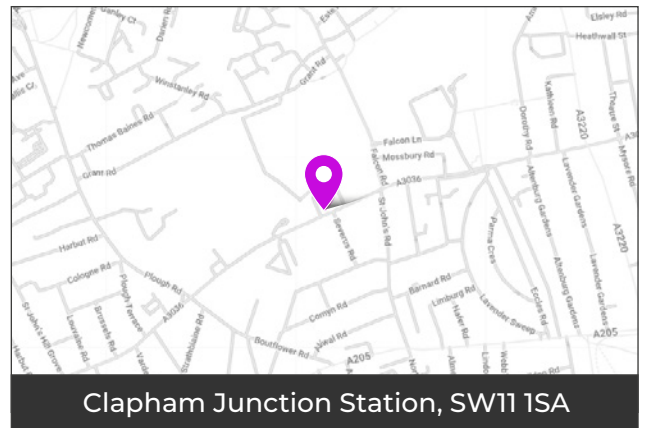


Exit  
**156,780**  
Fortnightly  
Impacts

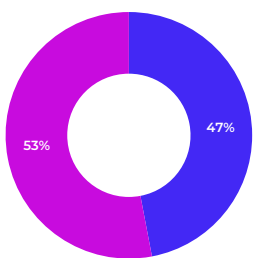
Source: Route

These 2 back-to-back full motion screens in busy Clapham, offer advertisers the ability of a **full-motion** DOOH campaign which research claims has an impact 2.5 times greater than content on static displays.

Clapham Junction is one of the busiest stations in Britain, it is also one of South West London's key shopping and entertainment destinations. Clapham has a busy nightlife scene with a whole range of bars, clubs and pubs, which appeal to the young professionals that live in the area.

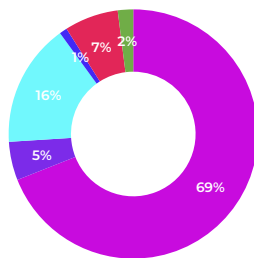


## DEMOGRAPHIC



Female Male

## ETHNICITY



White Asian Black Arab Mixed Other

Source: Census 2021

## LEISURE

Northcote Road  
Clapham Common  
Wandsworth Common  
Clapham Grand

## TRANSPORT

Clapham Junction  
(National Rail)  
Clapham Junction  
(Overground)