
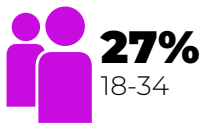


# WAPPING



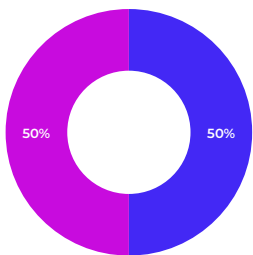
Source: Route

This digital advertising screen sits on The Highway a busy dual carriageway into and out of the City of London. Running from the City to Limehouse, it is heavily congested during rush hour and is close to Tower Bridge and Canary Wharf.

The local area is popular with singles or couples who want to be close to Central London, with a good variety of restaurants, bars and culture on offer.

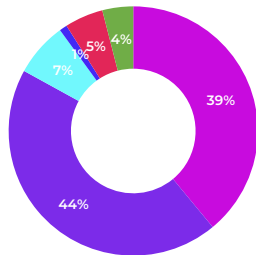


## DEMOGRAPHIC



■ Female ■ Male

## ETHNICITY



■ White ■ Asian ■ Black ■ Arab ■ Mixed ■ Other

Source: Census 2021

## LEISURE

**Tower of London**  
**Tobacco Docks**

## TRANSPORT

**Limehouse**  
(National Rail & DLR)