
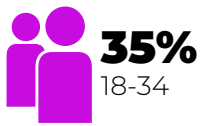


WATERLOO WALL



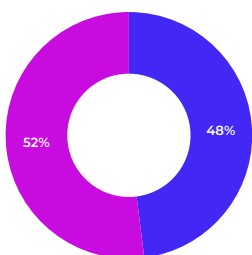
Source: Estimate

Located directly opposite the entrance to Waterloo Train Station on Waterloo Road, this screen allows for long dwell times for both pedestrians and vehicular traffic travelling to and from this bustling central London location. Waterloo Road is served by multiple bus routes making it one of London's busiest commuter hubs.

An extra long landscape screen providing one long canvas or 13 digital 4 sheet screens that can be used together for maximum creative advertising impact. A unique DOOH opportunity in a unique location.

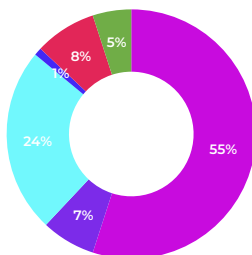


DEMOGRAPHIC



■ Female ■ Male

ETHNICITY



■ White ■ Asian ■ Black ■ Arab ■ Mixed ■ Other

Source: Census 2021

LEISURE

- London Aquarium
- Royal Festival Hall
- London Eye

TRANSPORT

- Waterloo
- Northern Line
- Jubilee Line
- Bakerloo Line
- Waterloo and City Line (Underground)
- Waterloo (National Rail)