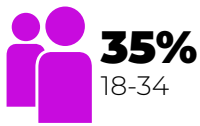


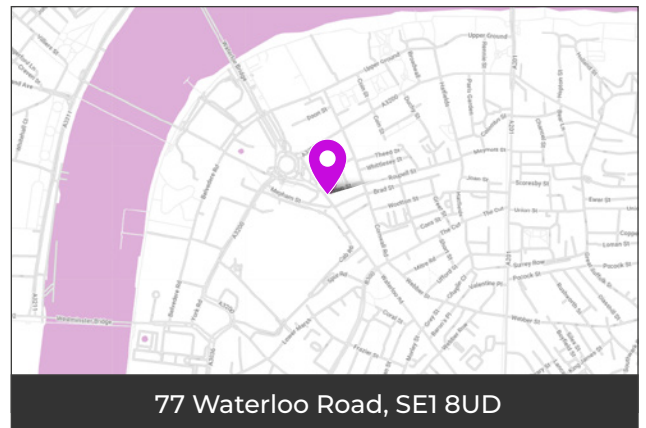
WATERLOO



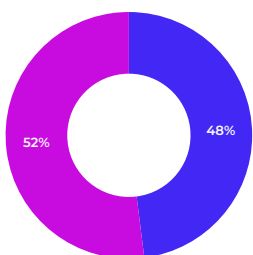
Source: Estimate

Situated on Waterloo Road, a stones throw from one of London's busiest train stations and a gateway to London's famous inner-city venues, bars, galleries and working districts, Waterloo Road offers a highly diverse audience, including working professions, students and tourists.

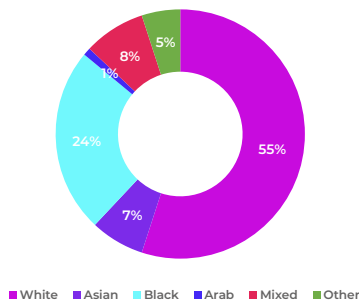
Waterloo is a historical location in the heart of London's iconic landscape, minutes away from world-renowned locations such as The London Eye, The Tate Modern and London Bridge. The area is also bustling with pubs, cafés and restaurants, making it a vibrant and sought-after location.



DEMOGRAPHIC



ETHNICITY



Legend: White, Asian, Black, Arab, Mixed, Other

Source: Census 2021

LEISURE

- London Aquarium
- Royal Festival Hall
- London Eye

TRANSPORT

- Waterloo
- Northern Line
- Jubilee Line
- Bakerloo Line (Underground)
- Waterloo (National Rail)