



WIMBLEDON CENTRAL

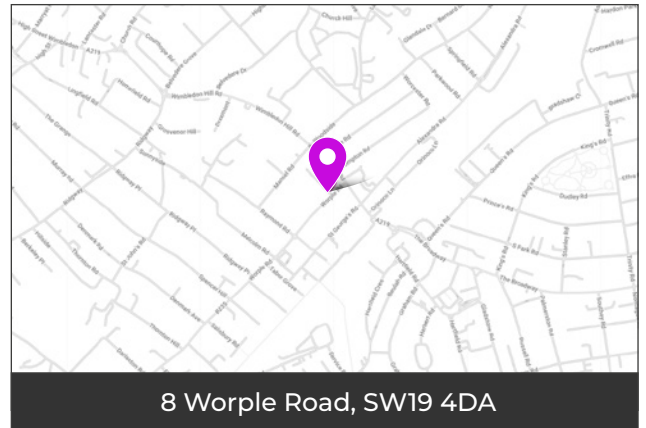


Source: Route

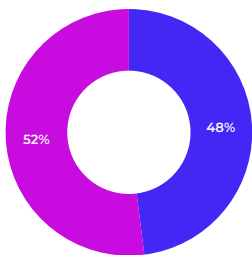
Our second digital screen in the heart of affluent Wimbledon, located on Worple Road. It's in very close proximity to Wimbledon rail station and Centre Court, the large shopping centre.

Wimbledon is a suburb in southwest London and is home to the annual Wimbledon Tennis Championships, which sees an influx of visitors from all over the world.

The area lies only 7 miles from the West End which means it has a large commuter population, as well as young families who want the green spaces it can offer.

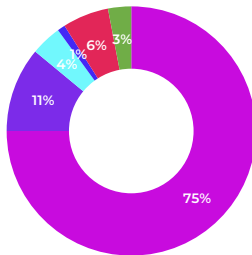


DEMOGRAPHIC



Female Male

ETHNICITY



White Asian Black Arab Mixed Other

Source: Census 2021

PROPERTY

Average Property Sold Price
£838,774

LEISURE

Wimbledon Tennis Centre Court Shopping Centre